



Extended timber extrusion to house LED's to illuminate sign to top only

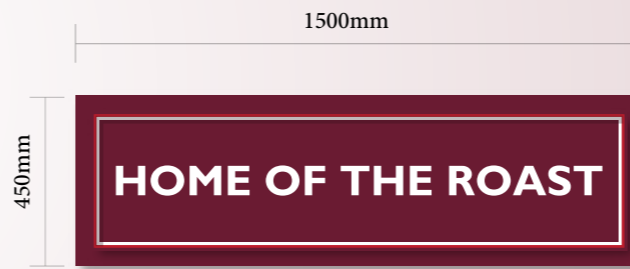
**SIGN A**  
 1no. Timber 'The Britannia Inn' Fascia sign with extended extrusion frame to house LED lighting to top.  
 Sign finished in gloss black with gold signwritten house name and coachline  
 Size: 3500mm x 600mm  
 Scale: 1:20



Extended timber extrusion to house LED's to illuminate sign to top and bottom

**SIGN B**  
 1no. Timber panel with extended extrusion frame to house LED lighting to top and bottom.  
 With Signwritten logo  
 Scale: 1:20

EXISTING ELECTRICAL FEED,  
 REMOVE FLOODLIGHT




Extended timber extrusion to house LED's to illuminate sign to top only

**SIGN C**  
 1no Timber panel with extended extrusion frame to house LED lighting to top and bottom.  
 Scale: 1:20



Extended timber extrusion to house LED's to illuminate sign to top only

**SIGN F**  
 1no. Timber 'The Britannia Inn' Fascia sign with extended extrusion frame to house LED lighting to top.  
 Sign finished in gloss black with gold signwritten house name and coachline  
 Size: 3500mm x 600mm  
 Scale: 1:20



Extended timber extrusion to house LED's to illuminate sign to top and bottom

**SIGN D**  
 1no. New double sided timber panel with extended extrusion frame to house LED lighting to top and bottom.  
 Post to be timber clad  
 Scale: 1:20

EXISTING ELECTRICAL FEED,  
 REMOVE FLOODLIGHTS

3100mm



A



B

C



D




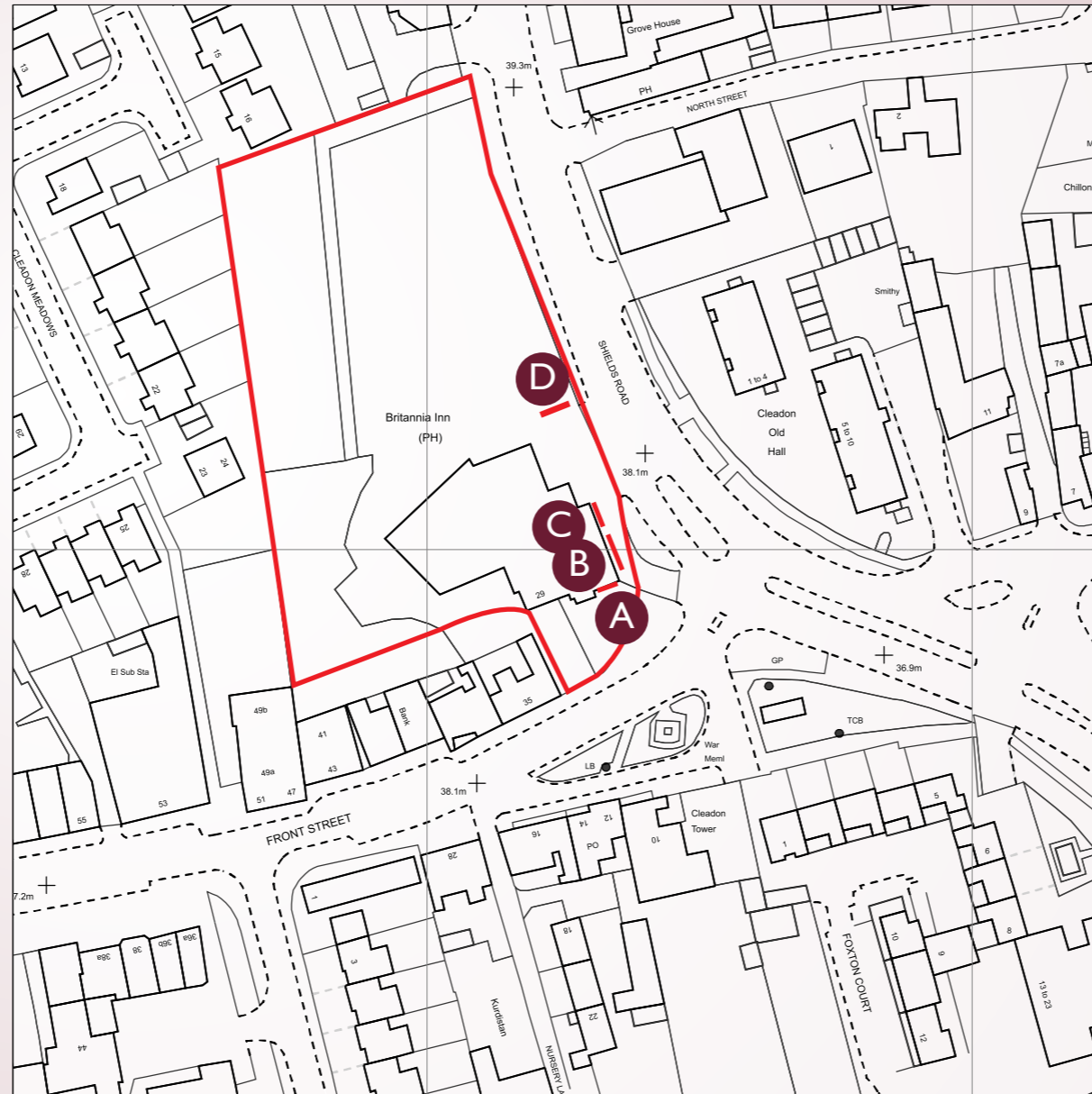




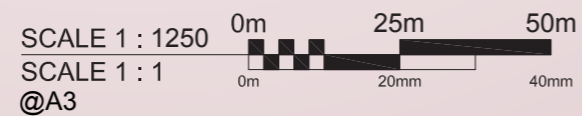
Scale 1:100 @ A3







Scale 1:1250 @ A3



This scheme is a visual representation of our signage proposal. Sizes, colours and physical attributes of the actual signage may vary due to the limitations of the manufacturing process.  
 This document is the property of Omega Signs Ltd. and must not be passed to third parties without prior consent. Any unauthorised use of this document will result in a design fee being charged.  
 Copyright © Omega Signs 2013.

**Client** Mitchells & Butlers  
**Project** Toby Carvery  
**Address** Cleadon Village

**Signage Colours** RAL 3004 White  
**Building Colours** DULUX 00YR/08/409 DULUX BS00 E53 DULUX Bower Hat White  
**Typeface** Gill Sans

**Created** 24-11-15 **No.** 23674p01  
**Amended by** :TF **Designer** KLV **Issue** 6  
**Date** :12 - 10 - 16 **Approved** Kristina.S **Page** 6 of 6